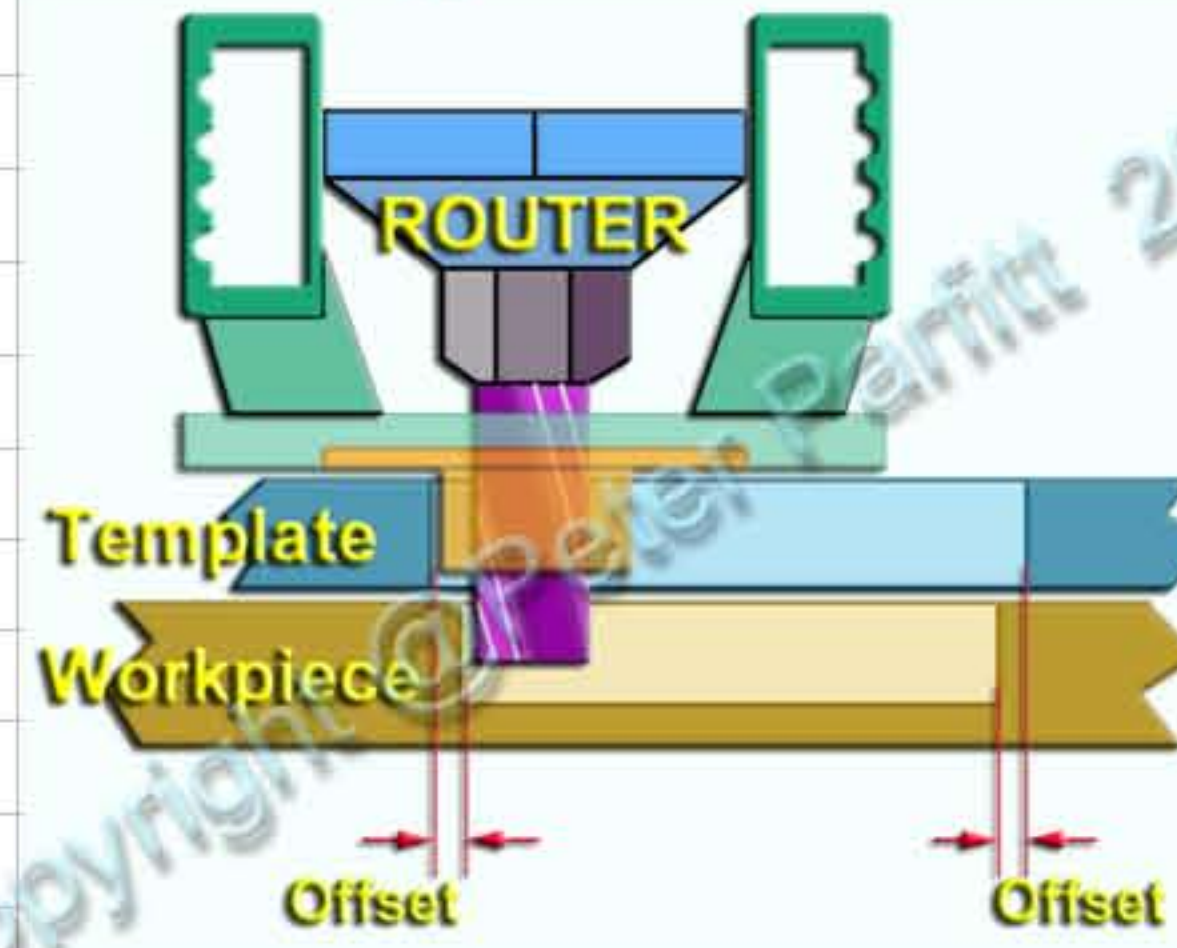


# Template Routing Offsets

If you find this useful please buy a copy of my ebook, "Stone Message" from Amazon

Female Pattern to create a hole [Hole is SMALLER than template]

OFFSET	Cutters						
Guide Bush	4	5	6	7	8	10	12
10	3	2.5	2	1.5	1	0	-1
12	4	3.5	3	2.5	2	1	0
14	5	4.5	4	3.5	3	2	1
16	6	5.5	5	4.5	4	3	2
18	7	6.5	6	5.5	5	4	3
20	8	7.5	7	6.5	6	5	4
24	10	9.5	9	8.5	8	7	6
30	13	12.5	12	11.5	11	10	9



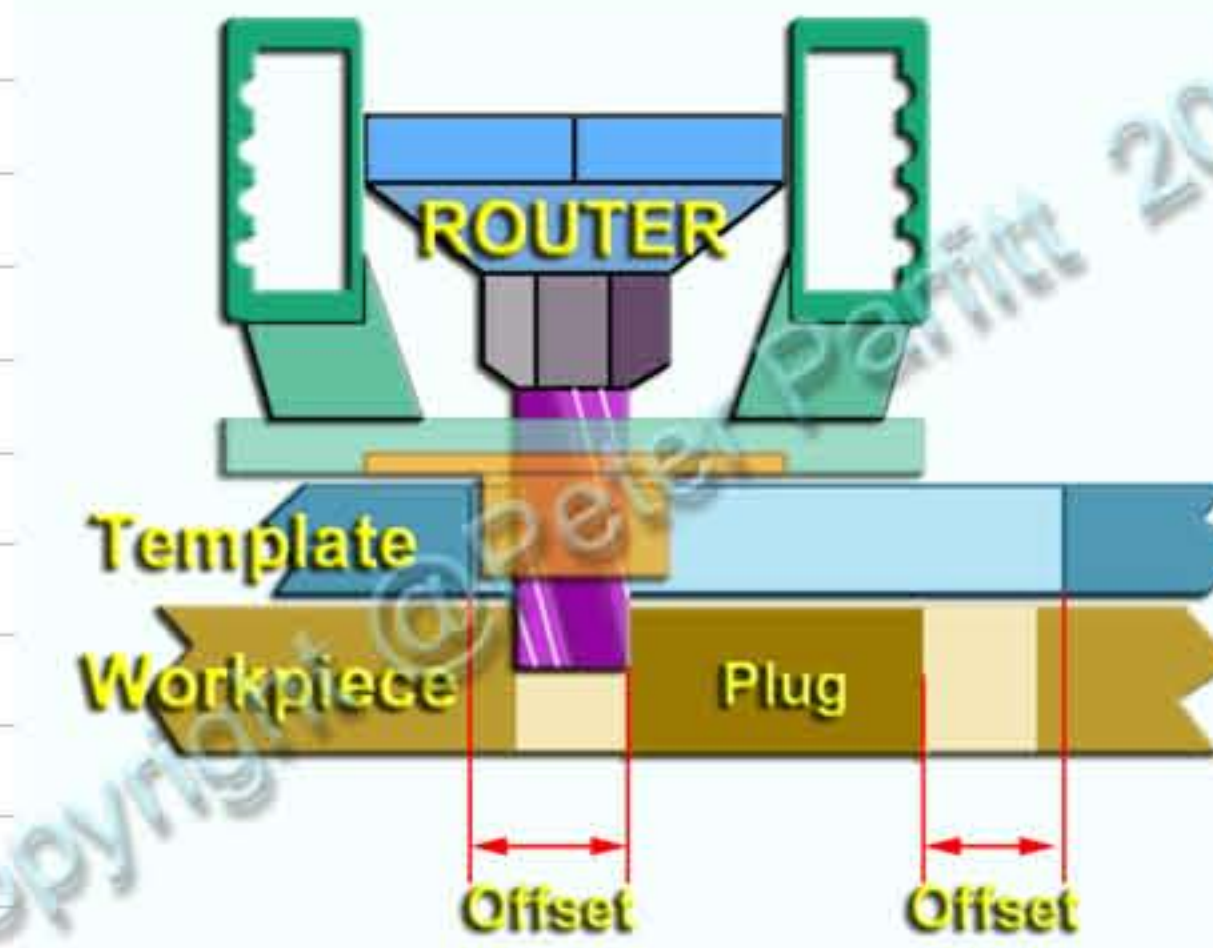
## Offset Pair for Inlay Work - Hole and Plug offsets must be the same

Female Pattern to create a hole [Hole is SMALLER than template]

OFFSET	Cutters						
Guide Bush	4	5	6	7	8	10	12
10	3	2.5	2	1.5	1	0	-1
12	4	3.5	3	2.5	2	1	0
14	5	4.5	4	3.5	3	2	1
16	6	5.5	5	4.5	4	3	2
18	7	6.5	6	5.5	5	4	3
20	8	7.5	7	6.5	6	5	4
24	10	9.5	9	8.5	8	7	6
30	13	12.5	12	11.5	11	10	9

Female Pattern to create a plug [Plug is SMALLER than template]

OFFSET	Cutters						
Guide Bush	4	5	6	7	8	10	12
10	7	7.5	8	8.5	9	10	11
12	8	8.5	9	9.5	10	11	12
14	9	9.5	10	10.5	11	12	13
16	10	10.5	11	11.5	12	13	14
18	11	11.5	12	12.5	13	14	15
20	12	12.5	13	13.5	14	15	16
24	14	14.5	15	15.5	16	17	18
30	17	17.5	18	18.5	19	20	21

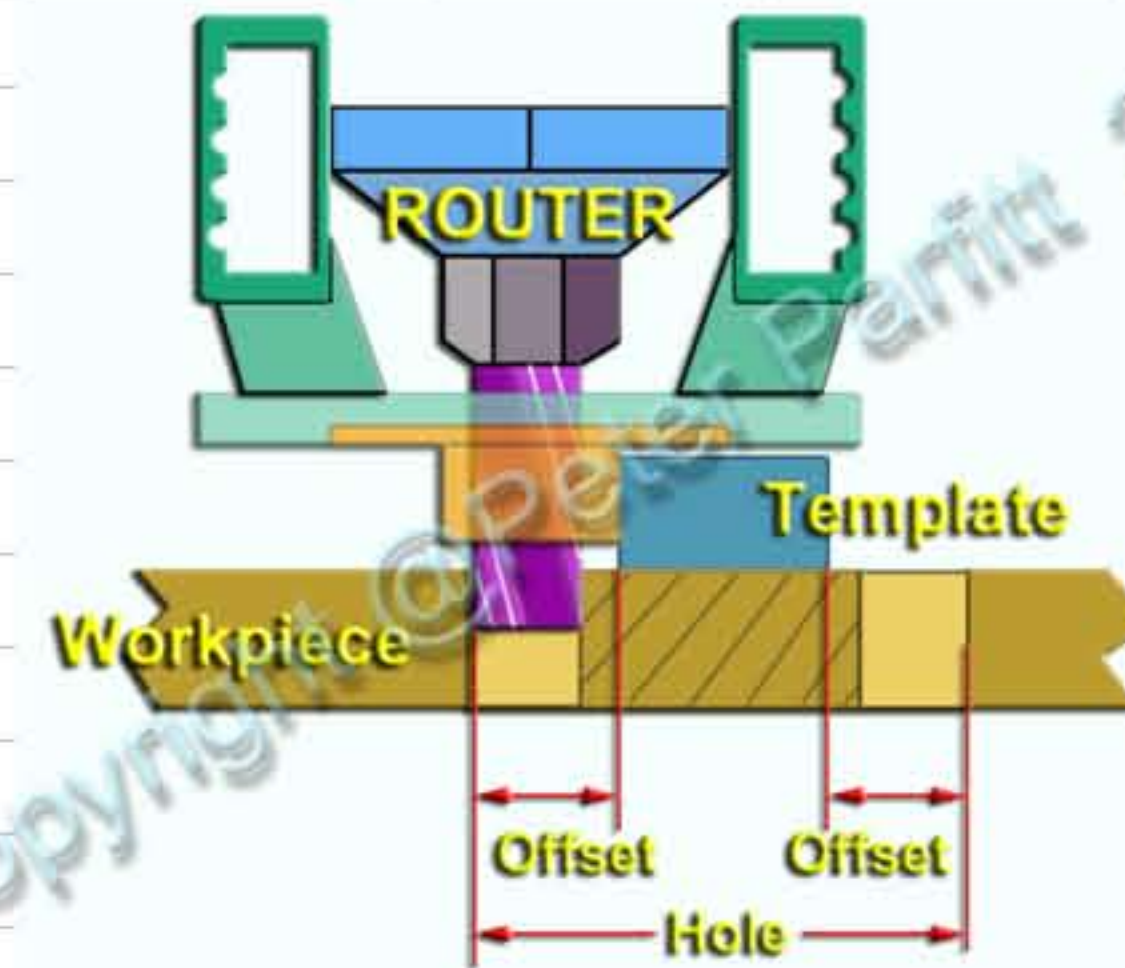


Female Pattern to create a plug [Plug is SMALLER than template]

OFFSET	Cutters						
Guide Bush	4	5	6	7	8	10	12
10	7	7.5	8	8.5	9	10	11
12	8	8.5	9	9.5	10	11	12
14	9	9.5	10	10.5	11	12	13
16	10	10.5	11	11.5	12	13	14
18	11	11.5	12	12.5	13	14	15
20	12	12.5	13	13.5	14	15	16
24	14	14.5	15	15.5	16	17	18
30	17	17.5	18	18.5	19	20	21

Male Pattern to create a hole [Hole is BIGGER than template]

OFFSET	Cutters						
Guide Bush	4	5	6	7	8	10	12
10	7	7.5	8	8.5	9	10	11
12	8	8.5	9	9.5	10	11	12
14	9	9.5	10	10.5	11	12	13
16	10	10.5	11	11.5	12	13	14
18	11	11.5	12	12.5	13	14	15
20	12	12.5	13	13.5	14	15	16
24	14	14.5	15	15.5	16	17	18
30	17	17.5	18	18.5	19	20	21



Impossible Combinations of Guide Bush and Cutter (grey)

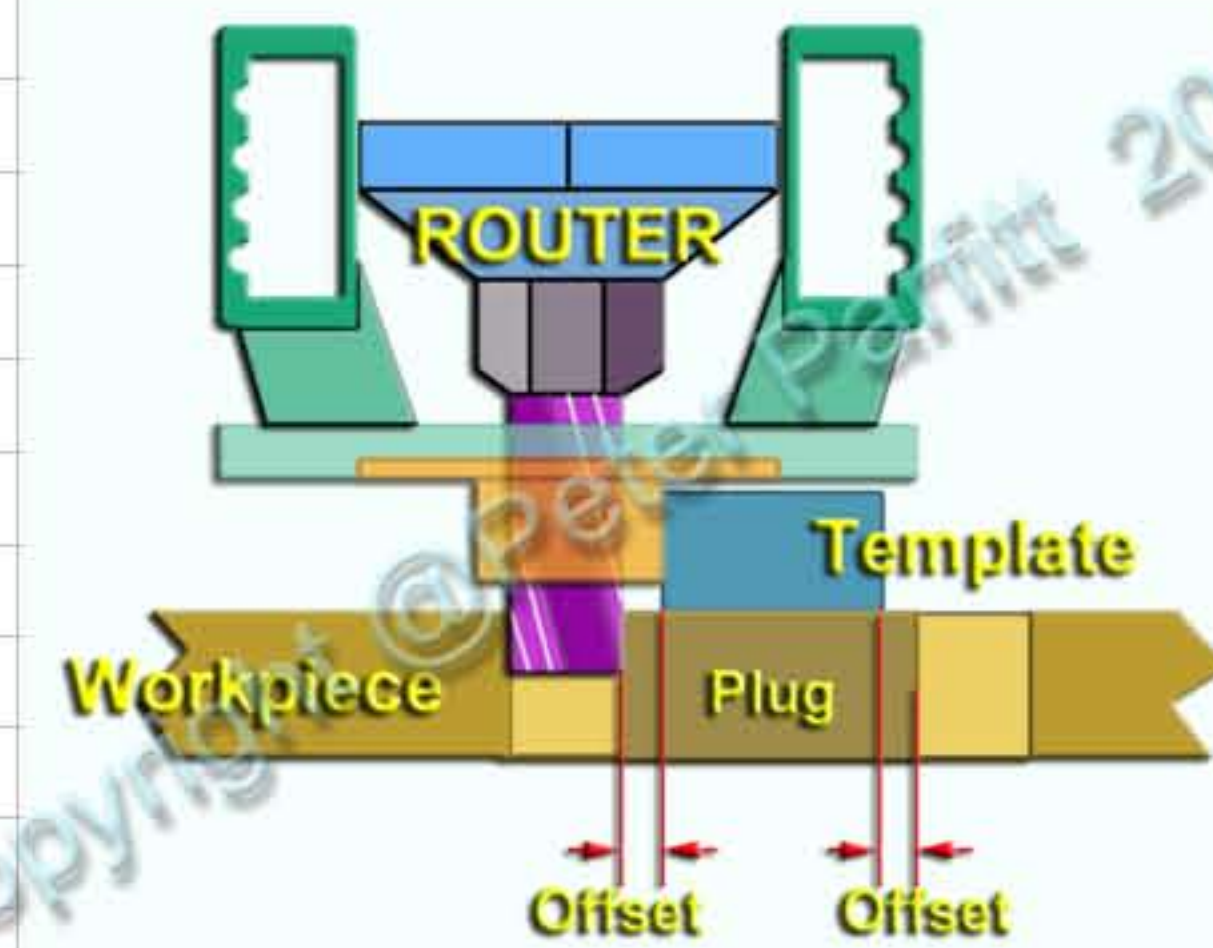
### Offset Pair for Inlay Work

Examples of combinations of hole and plug offsets for inlay work are below  
The offsets must be equal and ideally only require a cutter or a guide bush to be changed

8 mm Offset pairs for inlays
9 mm Offset pairs for inlays
10 mm Offset pairs for inlays

Male Pattern to create a plug [Plug is BIGGER than template]

OFFSET	Cutters						
Guide Bush	4	5	6	7	8	10	12
10	3	2.5	2	1.5	1	0	-1
12	4	3.5	3	2.5	2	1	0
14	5	4.5	4	3.5	3	2	1
16	6	5.5	5	4.5	4	3	2
18	7	6.5	6	5.5	5	4	3
20	8	7.5	7	6.5	6	5	4
24	10	9.5	9	8.5	8	7	6
30	13	12.5	12	11.5	11	10	9



### Example

Using a circular template 60 mm in diameter one can create a hole and a plug with a diameter of 44 mm. The relevant figures are in bold in the tables above. To find the right combination select an entry from each table with the same offset. In this case the offset is 8 mm.

**Hole:** Using an 8 mm cutter and a 24 mm diameter guide bush we get a hole with a diameter = 60 mm - 2 x offset = 60 - 16 = 44 mm

**Plug:** Using a 6 mm cutter and a 10 mm diameter guide bush we get a plug with a diameter = 60 mm - 2 x offset = 60 - 16 = 44 mm

Impossible Combinations of Guide Bush and Cutter